


Use Your RESOURCES

Place the correct picture from the bottom in each group to show how natural resources are used in Virginia. You can either: Cut and paste the picture in the correct square **OR** write the correct letter beside the picture.

1. Water



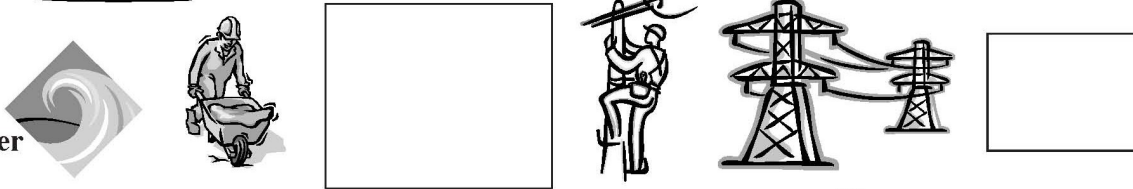
2. Wood



3. Soil




4. Water





5. Wood



6. Coal



7. Soil



SOLs ADDRESSED IN THIS ACTIVITY: **3rd Grade:** Science 3.9, 3.11; **4th Grade:** Science 4.8; Career Development K-3: EC5; Academic Development K-3: EA7